

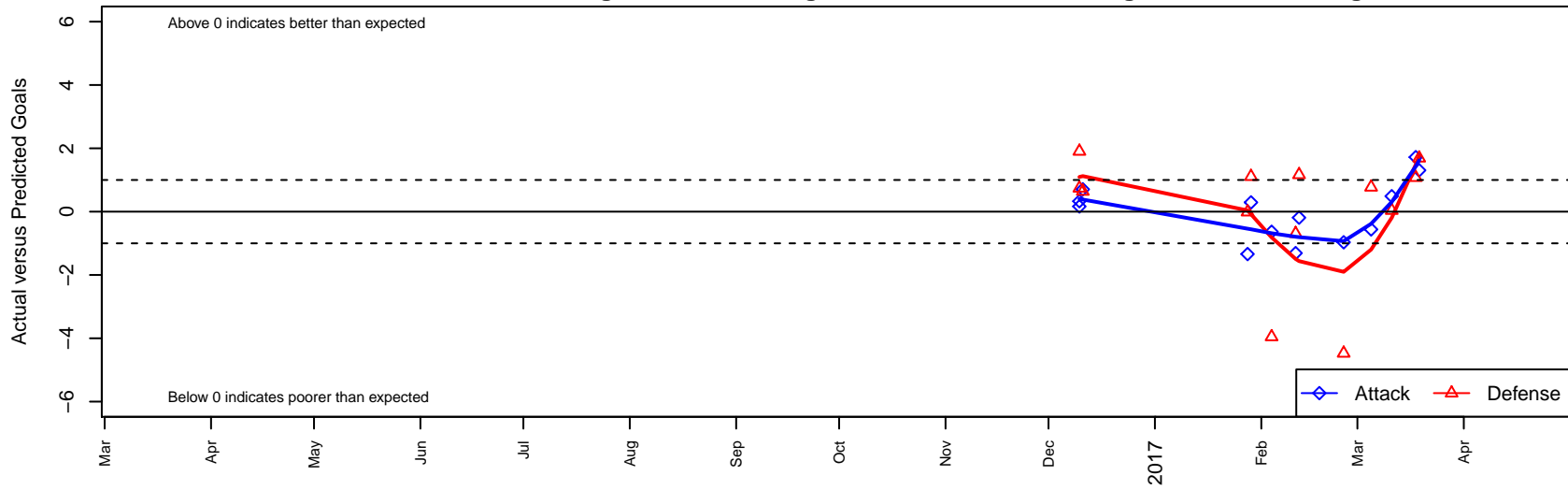
Crossfire OR Blue II Rain G00

Crossfire Oregon
 Tigard, OR
 G00 total strength=1415
 attack=12.19 defense=5.81
 spr league = Win OYS G00 Div 1
 notes= Morrison 2016

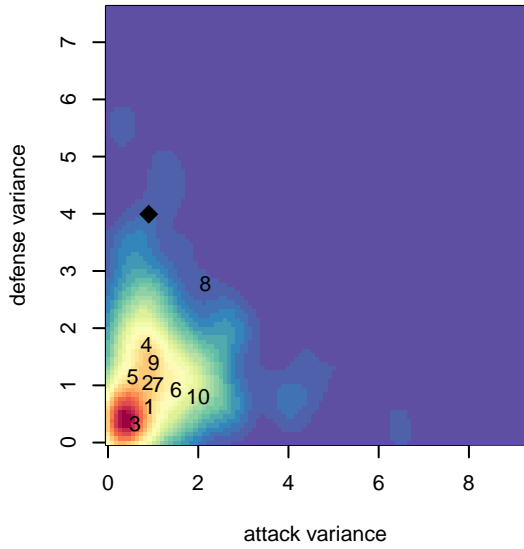
alt names used:
 CROSSFIRE OREGON 2000G BLUE II (MORF
 Crossfire Oregon 00G Blue 2

Venues played:
 2016 Timbers Winter Showcase 2000 Showcas
 2016 Win OYS G00 Division 1

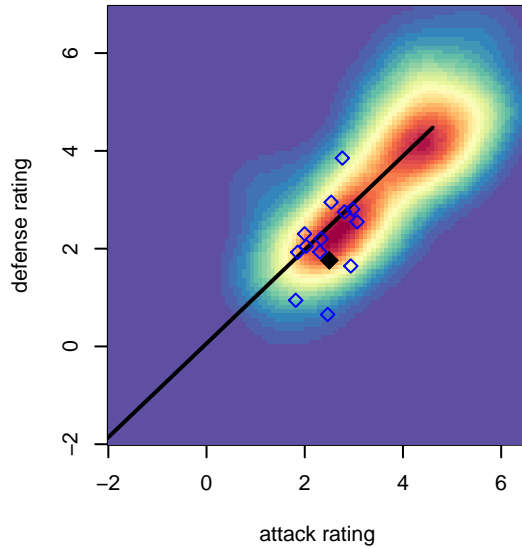
Crossfire OR Blue II Rain G00
 Dots are actual minus expected GF (blue circles) and GA (red triangles).
 Blue line is smoothed change in attack strength. Red is smoothed change in defense strength.



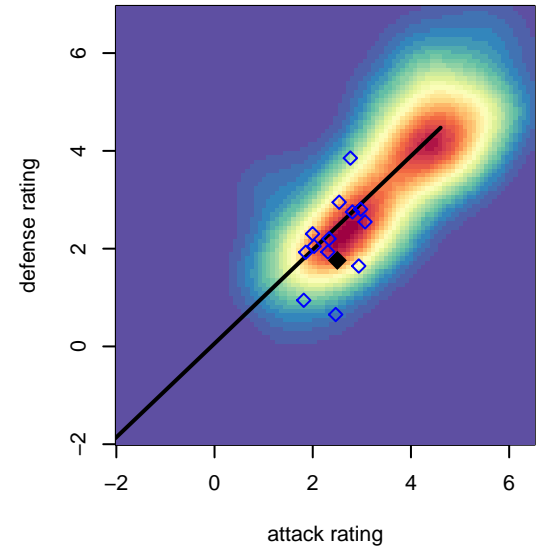
**attack and defense variance (black dot)
relative to other teams
and top 10 in region**



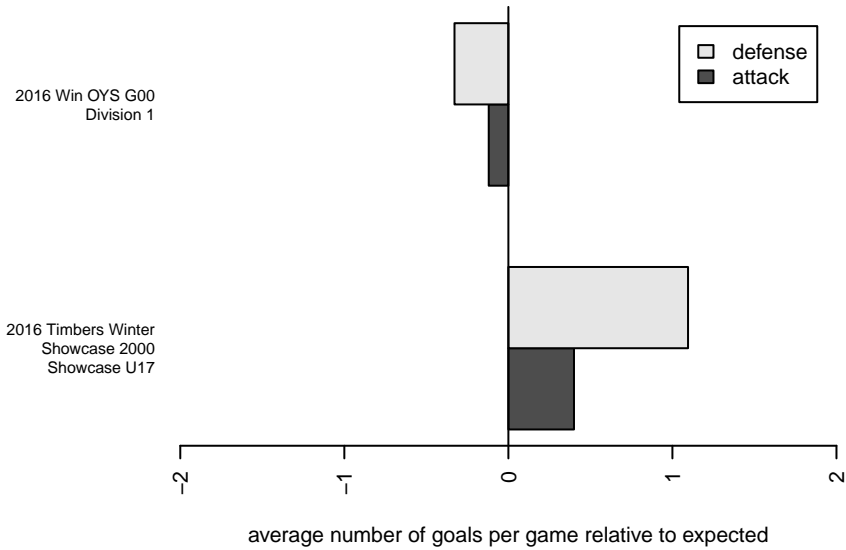
**attack and defense rating
relative to others at age
and all opponents in last 13 months**



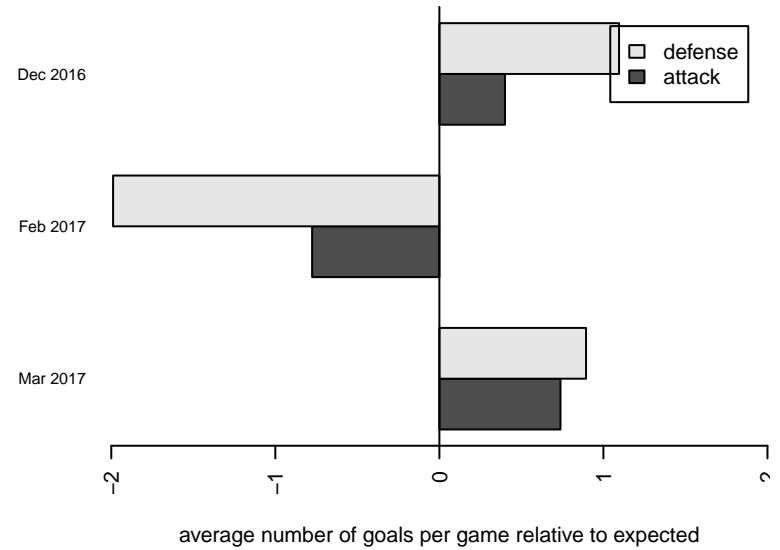
**attack and defense rating
relative to others at age
and all opponents in last 13 months**



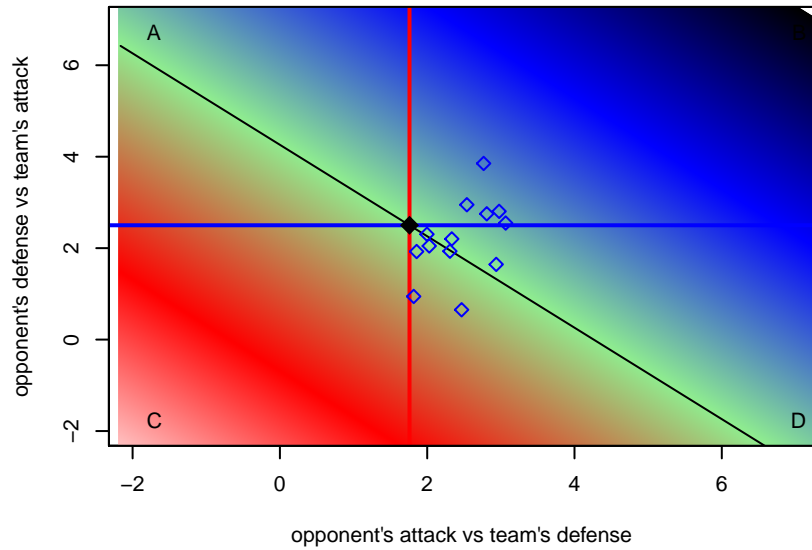
Performance relative to 13 month average



Performance relative to 13 month average



Distribution of opponents
 Red = Lose zone, Blue = Win zone, Green = Even
 Black line separates win/lose zones



lot. A=Neither has attack advantage, B=Opponent has both attack and defense advantage, C=Opponent has both attack and defense disadvantage, D=Both have

date	home		away		venue	pred.home	pred.away
17-03-19	Crossfire OR Blue II Rain G00	3	Rogue Valley Timbers White G00	0	2016 Win OYS G00 Division 1	1.69	1.69
17-03-18	Thelo Adrenaline G00	2	Crossfire OR Blue II Rain G00	4	2016 Win OYS G00 Division 1	3.08	2.28
17-03-11	Pelada FA Unida G00	1	Crossfire OR Blue II Rain G00	5	2016 Win OYS G00 Division 1	1.04	4.51
17-03-05	Westside Timbers Samba TS G00	2	Crossfire OR Blue II Rain G00	0	2016 Win OYS G00 Division 1	2.77	0.56
17-02-25	Crossfire OR Blue II Rain G00	0	FC Salmon Creek Nemesis Blue G00	7	2016 Win OYS G00 Division 1	0.97	2.53
17-02-12	Crossfire OR Blue II Rain G00	1	PCU Black 1 G00	0	2016 Win OYS G00 Division 1	1.19	1.17
17-02-11	Pacific FC Blue G00	2	Crossfire OR Blue II Rain G00	0	2016 Win OYS G00 Division 1	1.31	1.31
17-02-04	FC Portland White G00	6	Crossfire OR Blue II Rain G00	0	2016 Win OYS G00 Division 1	2.05	0.64
17-01-29	Crossfire OR Blue II Rain G00	2	ETFC Sol Red G00	0	2016 Win OYS G00 Division 1	1.71	1.11
17-01-28	Crossfire OR Blue II Rain G00	5	BSC Portland Gold G00	2	2016 Win OYS G00 Division 1	6.34	1.99
16-12-11	Crossfire OR Blue II Rain G00	2	Washington Timbers Red 1 G00	1	2016 Timbers Winter Showcase 2000 Showca	1.30	1.64
16-12-10	Sting SC Timbers G00	2	Crossfire OR Blue II Rain G00	1	2016 Timbers Winter Showcase 2000 Showca	3.90	0.84
16-12-10	PCU Red G00	3	Crossfire OR Blue II Rain G00	1	2016 Timbers Winter Showcase 2000 Showca	3.74	0.67